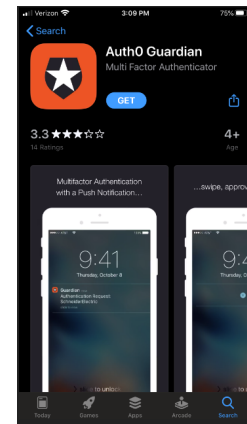


Multi-Factor Authentication (MFA): Auth0 Guardian App

To better protect the data you entrust to us, WebMD Ignite requires an additional authentication step when logging in to WebMD Ignite Growth Platform. We use the Auth0 Guardian app (free of charge), the most secure option as recommended by our security team.


Follow the instructions below to complete the MFA setup.

1. Download the Auth0 Guardian app from the appropriate app store (available for iPhone and Android devices).

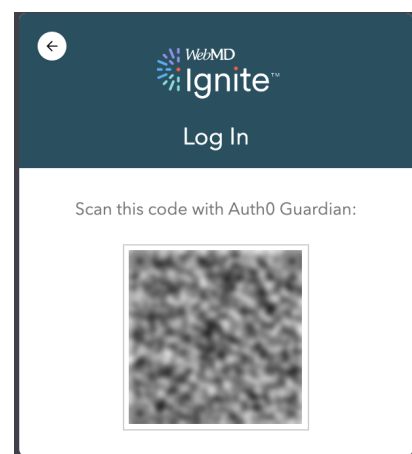


2. The next time you log in to Ignite Growth Platform, you'll be prompted to download the Auth0 Guardian app. Once you've downloaded, on your computer, click "**I've already downloaded it**".

It is recommended you log in via your computer instead of your phone to prevent issues.



3. A QR code displays. Scan it with your phone.



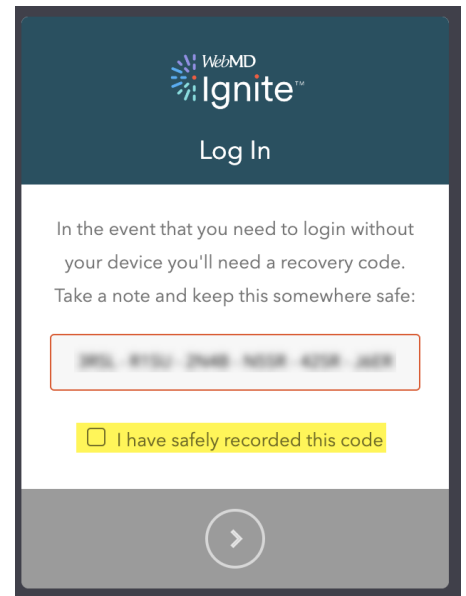
ALL CONTENTS ARE CONFIDENTIAL

Confidential © Copyright 2023 WebMD Ignite. All rights reserved.
May not be reproduced or redistributed without the express permission of WebMD Ignite.




4. A recovery code is shown. Take a note of the code in case it is needed in the future (e.g., you don't have your phone). You can also submit a support ticket if you have issues.

5. Check the box and click the arrow to continue.



6. Success! A message confirms your MFA setup is complete.



Logging In

Moving forward, when you go to the login page, a push notification will be sent to your phone for you to verify, and you'll then be logged in.

